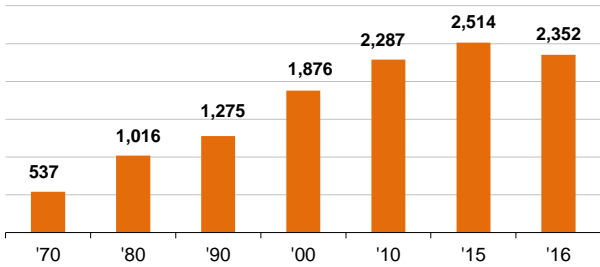


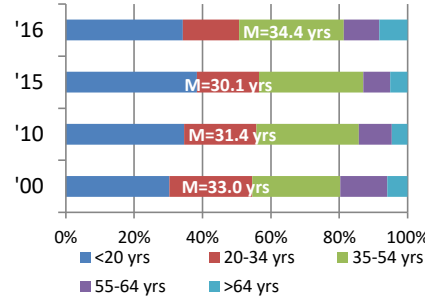


CITY DEMOGRAPHICS

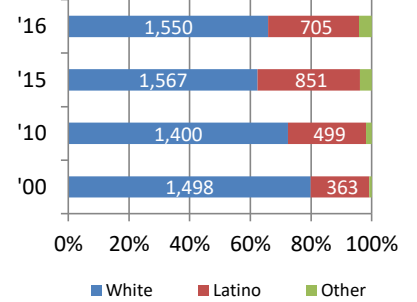
Population



Age

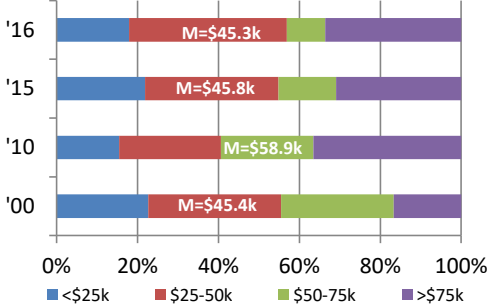


Race/Ethnicity

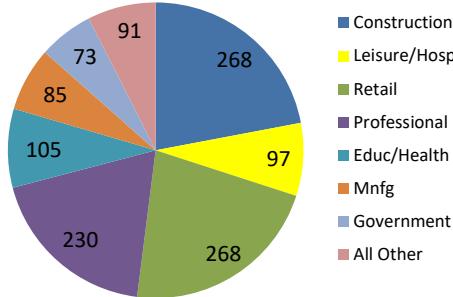


CITY EMPLOYMENT & INCOME

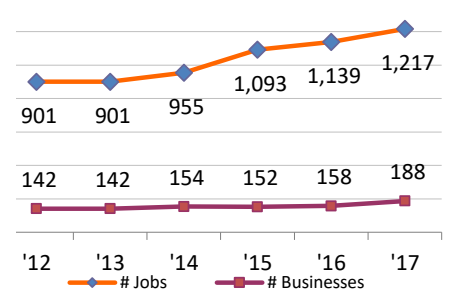
Household Income Distribution*



Jobs by Industry Sector (#)



Jobs & Businesses (#)



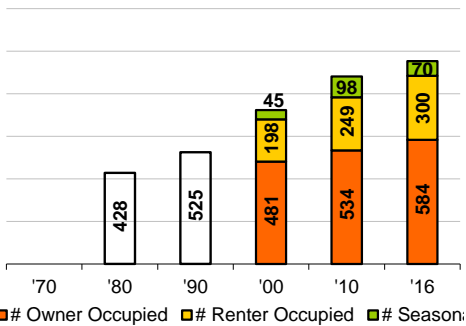
*Not adjusted for inflation

Total Employed: 1,217 25% 5-Yr % change

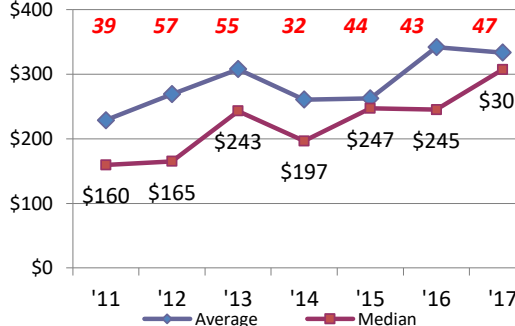
BC Unemployment Rate: 2.5%

CITY HOUSING STOCK

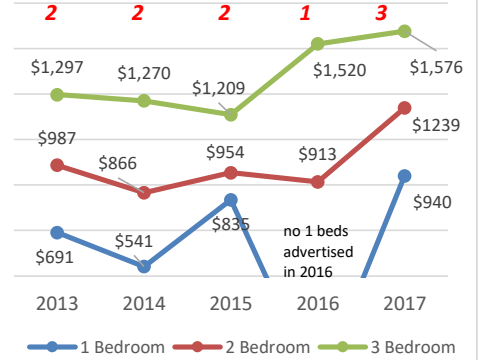
Housing Stock Utilization(# units)



Single Family/Condo Sales (\$000 & #)



Rental Housing Availability (2017 \$)

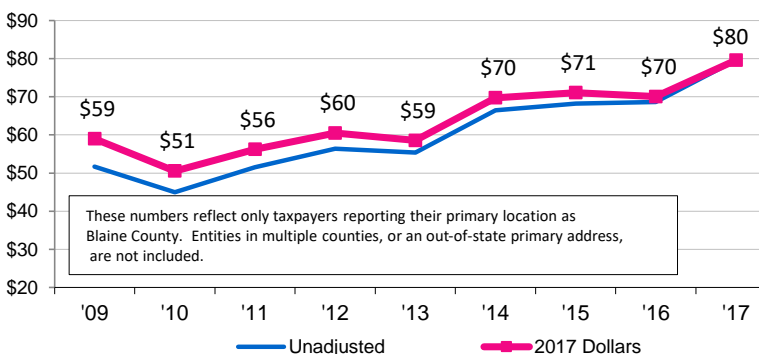


Total Housing Units ('16): 954

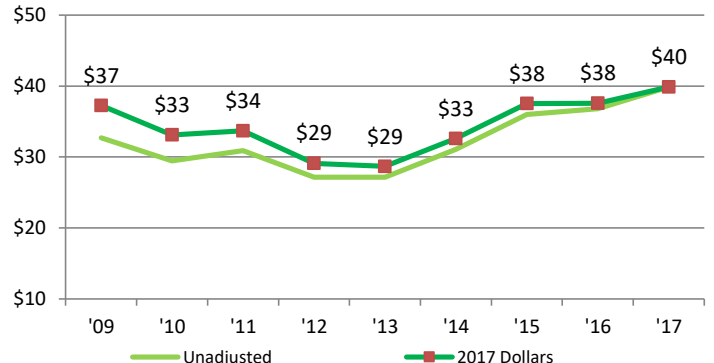
Avg. Household Size ('16): 2.78

CITY BUSINESS ACTIVITY

Reported Sales (\$m)

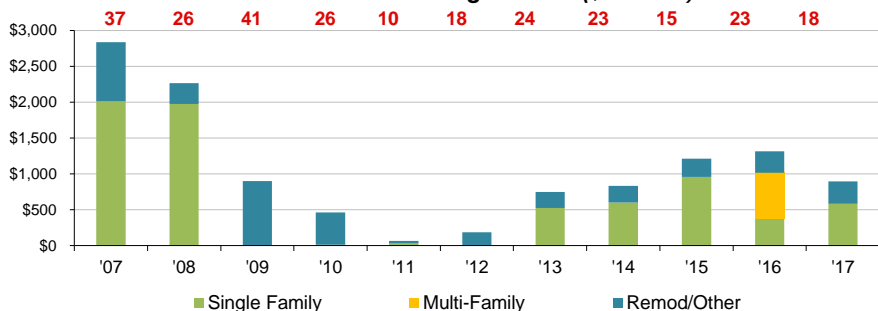


Reported Wages (\$m)

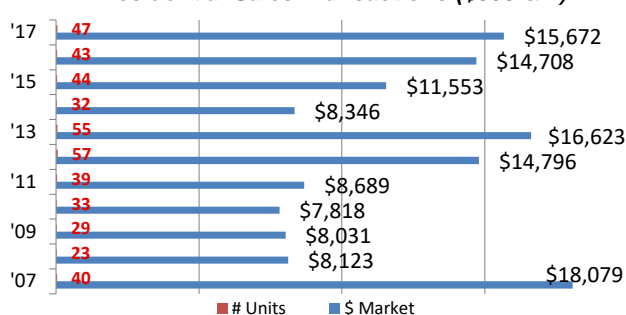


CITY RESIDENTIAL ACTIVITY

Residential Building Permits (\$000 & #)

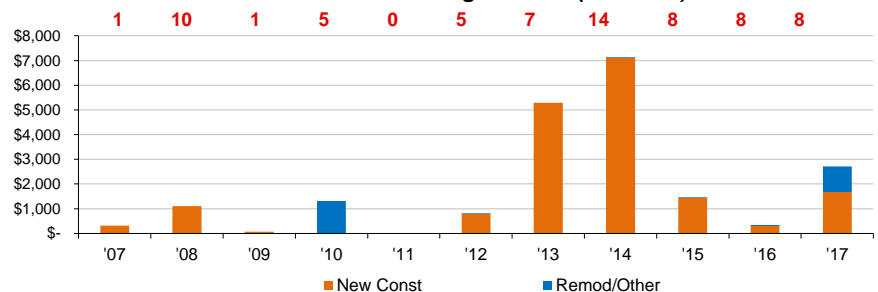


Residential Sales Transactions (\$000 & #)

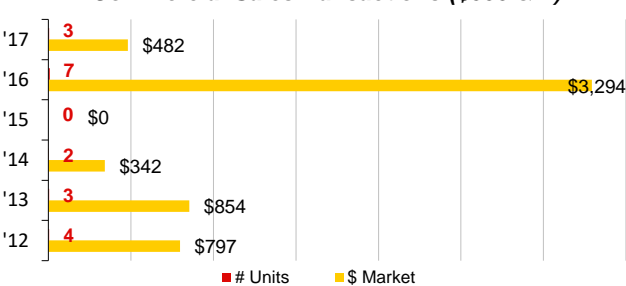


CITY COMMERCIAL ACTIVITY

Commercial Building Permits (\$000 & #)

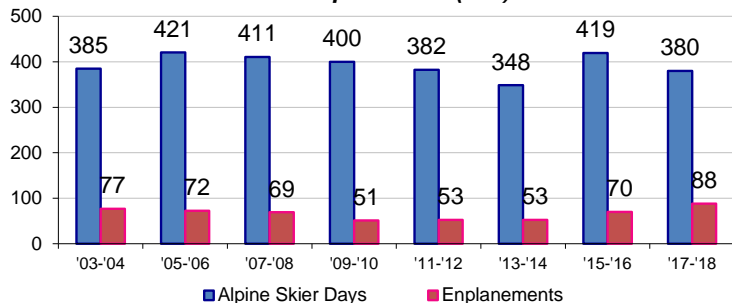


Commercial Sales Transactions (\$000 & #)

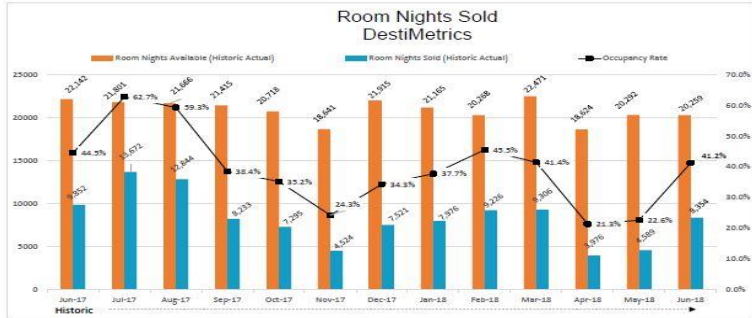


CITY TOURISM MEASURES

Skier & Airport Visits (000)



Room Nights Sold DestiMetrics

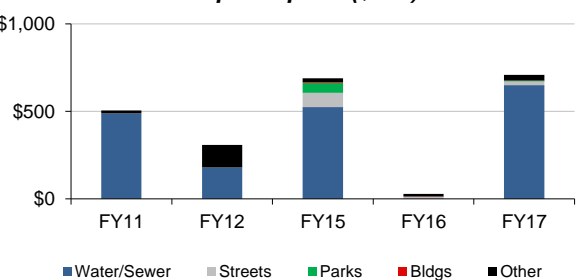


CITY GOVERNMENT ACTIVITY

CITY OF BELLEVUE

	FY 2017	FY 2016	% Change
Revenue Expenditures (\$m)	\$ 1.99	\$ 2.27	-12%
Capital Expenditures (\$000)	\$ 708.2	\$ 27.5	2473%
Employees (# FTE)	23.4	18.7	25%
Property Tax Rate (\$ /mil)	\$ 8,732	\$ 8,846	-1%
Total Assessed Value (\$m)	\$ 261	\$ 248	5%

Capital Spend (\$000)



OTHER STATISTICS

RELATIVE COMPARISONS:

	Blaine	Idaho	U.S.
Unemployment Rate (%)	2.5%	3.2%	4.1%
School Spending (\$000/pupil)	\$ 16.0	\$ 7.2	\$ 11.8
Graduation Rates (%)	91%	80%	83%
Bachelors Degree or Higher (%)	42%	26%	30%
Population Density (per mile ²)	8	20	86
Travel time to work (minutes)	18.2	20.4	26.1
Home Electrical Rates (\$/kWh)	\$ 0.09	\$ 0.09	\$ 0.12
Serious Crime ('16; per 100k)	1.9%	5.1%	N/A
Per Capita Income ('16; \$000)	\$ 92.5	\$ 39.5	\$ 49.2

OTHER BELLEVUE DATA:

	2017	2016	2015
Crime (per 100k)	1.8%	2.4%	2.7%
Officers (per 1k)	0.4	2.2	
Top 5 Employers:	1 Sun Valley Bronze 2 Atkinson's Market 3 Bellevue Elementary 4 Erwin Excavation 5 Sun Valley Garden Center		