



**SUN VALLEY
ECONOMIC
DEVELOPMENT**

SVED Community
Roundtable

2Q 2023

Zenergy Health Club & Spa

Today's Event



The graphic is a circular collage with a white center. The center contains the Sun Valley Economic Development logo, the text "COMMUNITY ROUNDTABLE", and "2nd Q" in a green circle. Surrounding the center are four images: a bar scene, a skier, a group of people in a field, and a building under construction. A green wedge on the right lists the topics: Labor, Wages, Health, Wellness & Community.

SUN VALLEY ECONOMIC DEVELOPMENT

TOPICS:
Labor,
Wages,
Health,
Wellness &
Community

COMMUNITY ROUNDTABLE

2nd Q

**Sun Valley Economic Development
Community Roundtable**

4:30 to 7:00pm • Monday June 26th
Zenergy Health Club & Spa • **Data, Drinks & Networking**



Agenda for Today

Networking

Welcome / Intros : Guy Cherp, SVED Board Chair & Cox Communication

Roundtable 1: Labor & Talent, Harry Griffith, moderator

Roundtable 2: Health, Wellness & Community, Mike Higgs moderator

Community Updates

Raffle

...More Networking

Recent SVED Focus Areas

Childcare Assessment & Grants

Vocational Education Assessment & Training

Culinary Institute expansion

Collaborative Programs:

- Baldy Forest Health
- Blaine Co. Sustainability Plan
- Outfitters Guides Management Plan
- Ketchum Housing Committee
- Ketchum Technical Advisory Group



**Check out SVED's
2023 Strategic Plan at**

**[www.sunvalleyeconomy/
what-we-do/](http://www.sunvalleyeconomy/what-we-do/)**

Membership Opportunities

- Support your community's future
- Easy to join
- Tangible benefits
- Invest today



ANNUAL MEMBER BENEFITS

\$10,000+
DIAMOND
ANALYSIS/CONSULTING **40 HOURS**
EVENT TICKETS **12**
NEWSLETTER **LOGO**
WEBSITE **LOGO/LINK**

\$750+
BRONZE
ANALYSIS/CONSULTING **2 HOURS**
EVENT TICKETS **3**
NEWSLETTER **LISTING**
WEBSITE **LISTING**

\$5,000+
PLATINUM
ANALYSIS/CONSULTING **20 HOURS**
EVENT TICKETS **10**
NEWSLETTER **LOGO**
WEBSITE **LOGO/LINK**

\$250
COMMUNITY
NEWSLETTER **RECOGNITION**
EVENT TICKETS **2**

\$2,500+
GOLD
ANALYSIS/CONSULTING **10 HOURS**
EVENT TICKETS **8**
NEWSLETTER **LISTING**
WEBSITE **LOGO/LINK**

\$125
INDIVIDUAL
EVENT TICKETS **1**

\$1,500+
SILVER
ANALYSIS/CONSULTING **5 HOURS**
EVENT TICKETS **6**
NEWSLETTER **LISTING**
WEBSITE **LISTING**

**INVEST IN OUR
COMMUNITY
BY BECOMING A
SVED MEMBER**
208-721-7847
harry@SunValleyEconomy.org
*SPECIAL SPONSORSHIP PACKAGES
AND IN-KIND DONATIONS WELCOME*



Labor & Talent Panel

Harry Griffith – SVED & Moderator

Seth Harrington – Idaho Department of Labor

Trish Wilson – Success Management

Laura Rose Lewis – I Have Dream Foundation

Local Labor Facts

2.3%

Unemployment
Rate Apr '23

2,085

Blaine Co.
Employers '22

\$853 million

Blaine Co. Total
Wages '22

13,798

Blaine Co.
Workforce '22

\$28/hr

Average Hourly
Wage '22

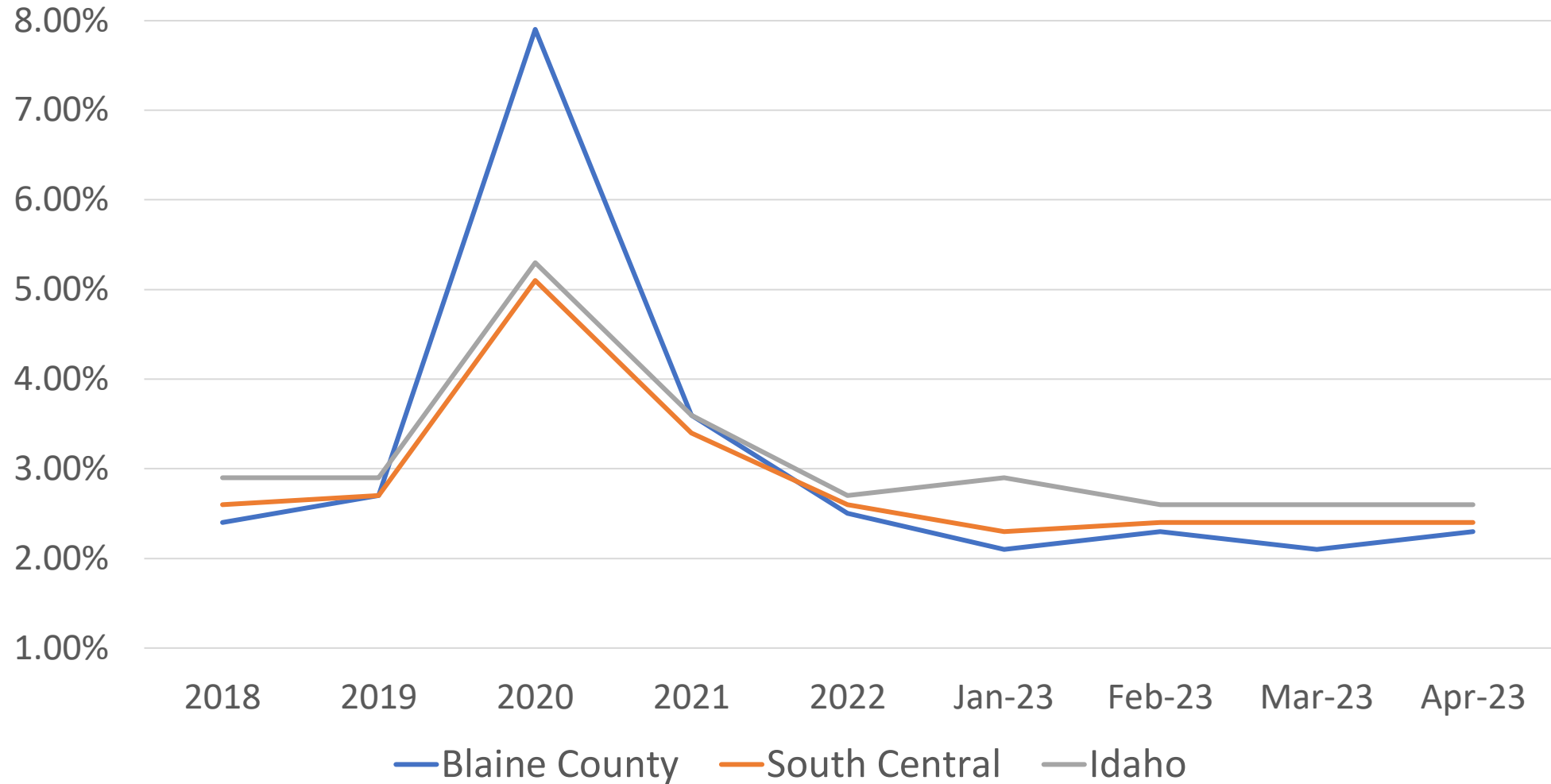
1,900

Blaine Co.
Remote Workers

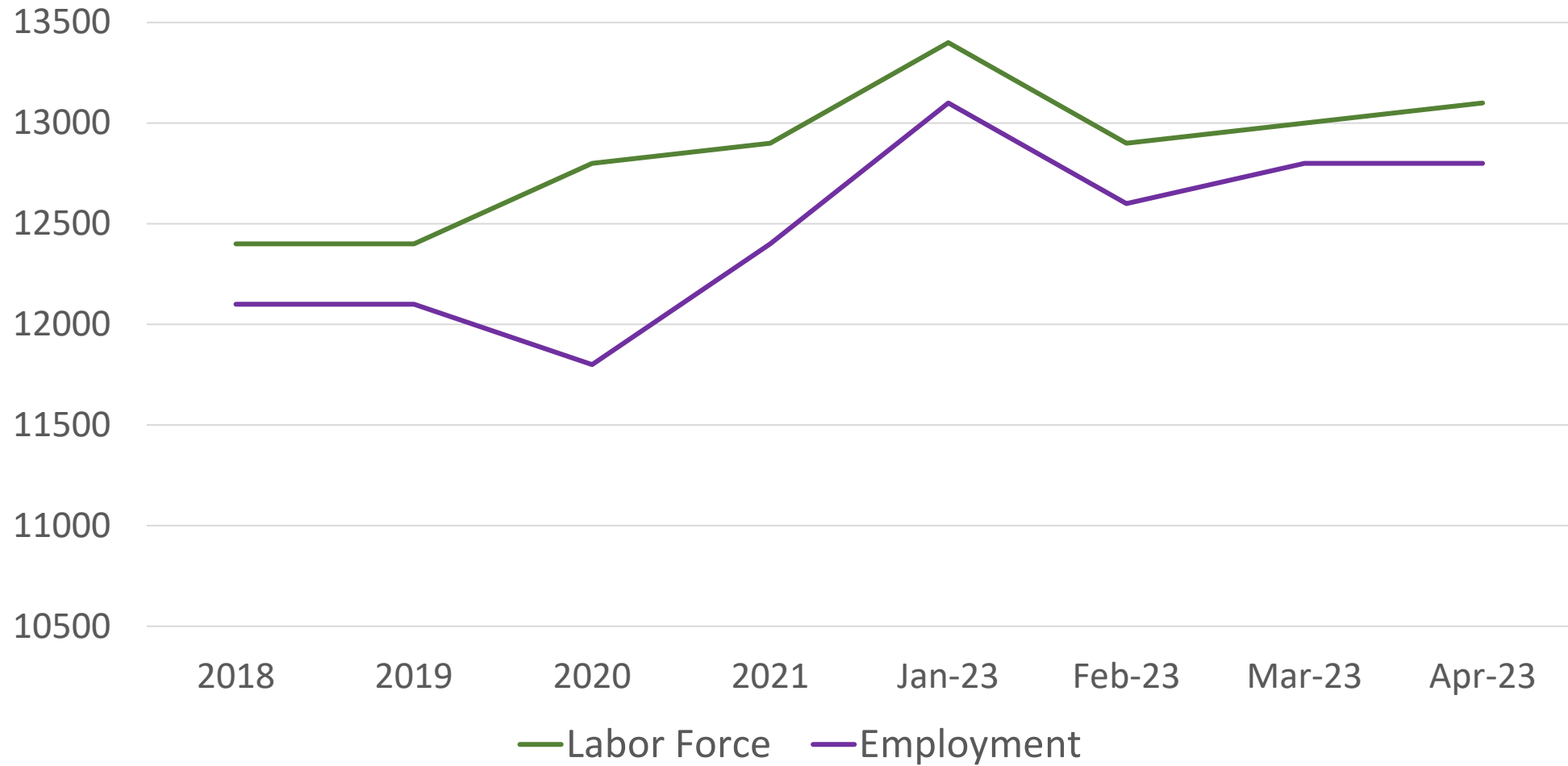
4+

Blaine Co.
Recruiting Agencies

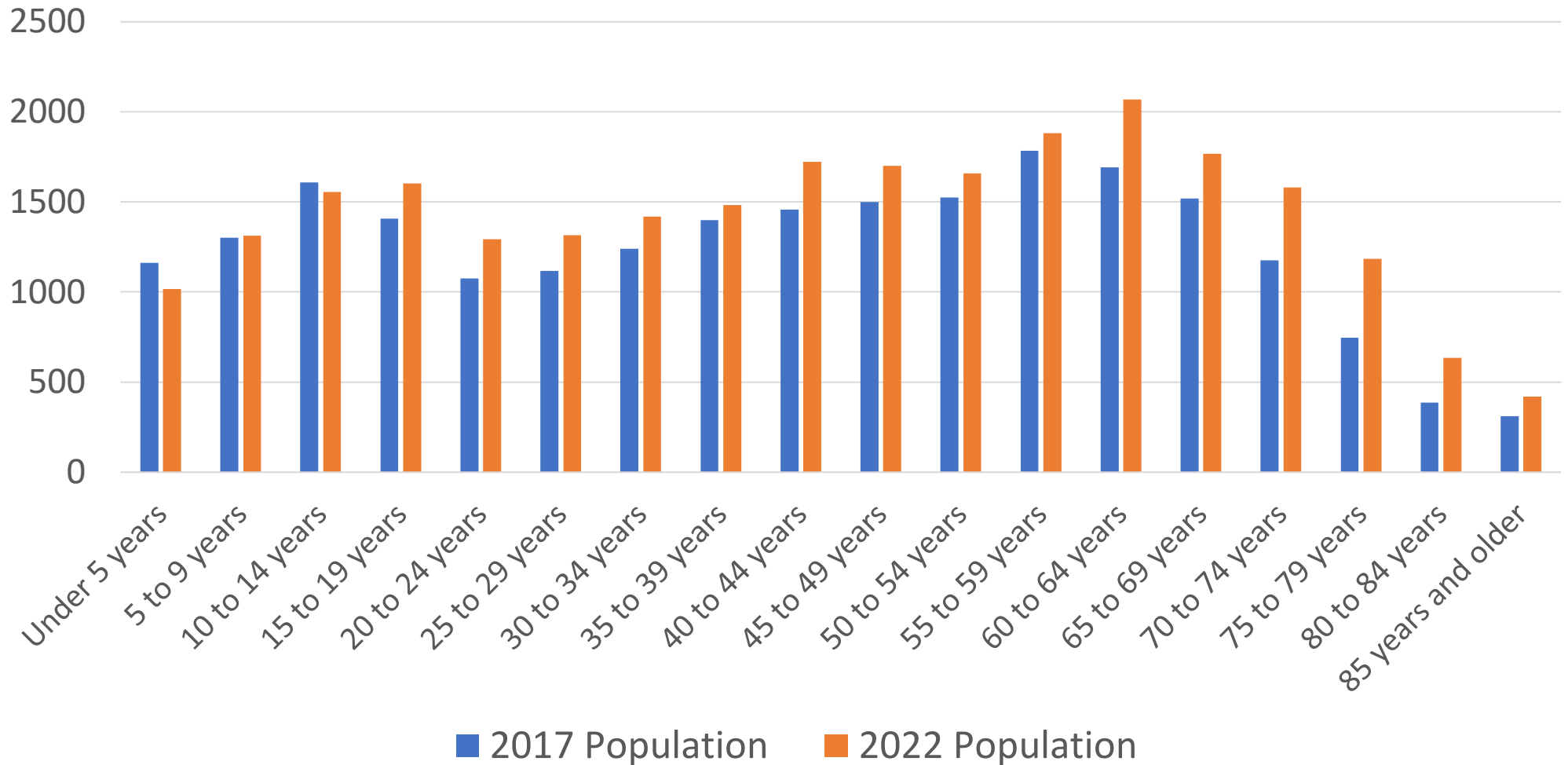
Seasonally-Adjusted Unemployment Rate



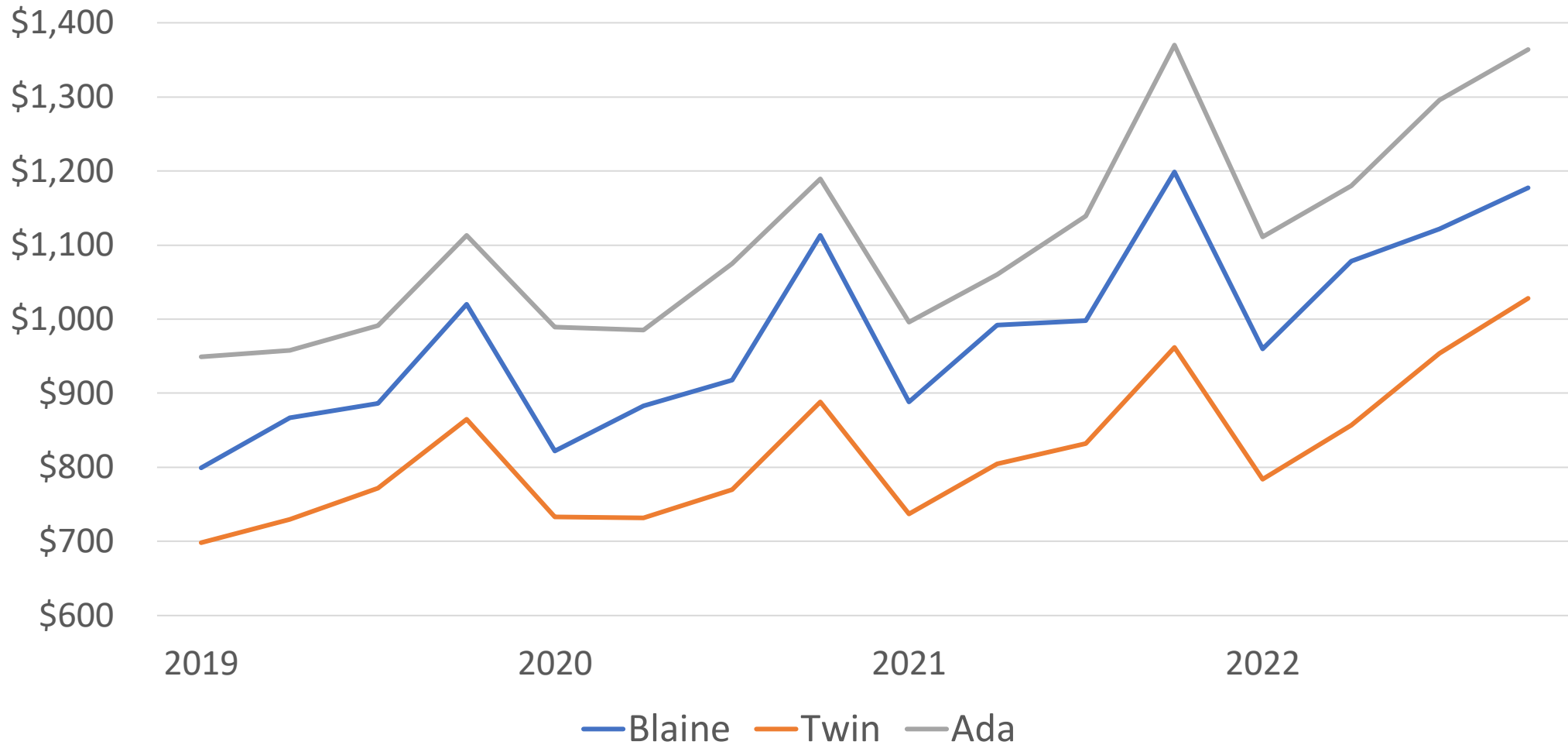
Seasonally-Adjusted Labor Force and Employment



Demographic Change Blaine County (2017-2022)



Average Weekly Wage (Construction)



Labor & Talent Panel

Harry Griffith – SVED & Moderator

Seth Harrington – Idaho Department of Labor

Trish Wilson – Success Management

Laura Rose Lewis – I Have Dream Foundation

**Health
Wellness**



Community

Health, Wellness & Community Panel

Mike Higgs – SVED Board & Moderator

Brooke McKenna – The Hunger Coalition

Mary Fauth – Blaine Co. Charitable Fund

Sarah Seppa – St. Lukes Wood River

Derek Agnew – Zenergy Health Club & Spa

Blaine Co. Active Not-For-Profit Sector

Source: SPUR Foundation 2023

Total Organizations

80 active organizations
1,143 employees/\$30 million salary
\$87.5 million in revenue
\$304 million in Balance Sheet assets

Social Welfare-focused Organizations

16 active organizations
144 employees
\$23.5 million in revenue
\$54 million in Balance Sheet assets

Wellness Scores

Category	Factor	Assessment
Health Outcomes (3 of 16 total factors)	Length of Life	Green
	Premature Death	Green
	Poor Health Days	Green
Health Behaviors (7 of 16 total factors)	Smoking/Obesity	Green
	Food Environment	Yellow
	Physical Inactivity	Yellow
	Excessive Drinking	Yellow
	Number of Physicians	Yellow
	Number of Uninsured	Red
	Mental Health Providers	Red
Socio-Economic & Physical Environment (5 of 29 total factors)	School Funding Adequacy	Green
	Income Inequality	Red
	Air/Water Quality	Green
	Broadband	Green
	Commuting	Green

Health, Wellness & Community Panel

Mike Higgs – SVED Board & Moderator

Brooke McKenna – The Hunger Coalition

Mary Fauth – Wood River Charitable Foundation

Sarah Seppa – St. Lukes Wood River

Derek Agnew – Zenergy Health Club & Spa


Resources for Businesses

Becker Health Metrics

<https://www.beckershospitalreview.com/rankings-and-ratings/the-healthiest-county-in-each-us-state-2022.html>

Murdock Trust Solutions

<https://murdocktrust.org/2023/05/webinar-lifting-the-fog-mental-health-in-the-workplace/>



**SUN VALLEY
ECONOMIC
DEVELOPMENT**

Thanks for Your Support